


SANDS EXPO AND CONVENTION CENTRE

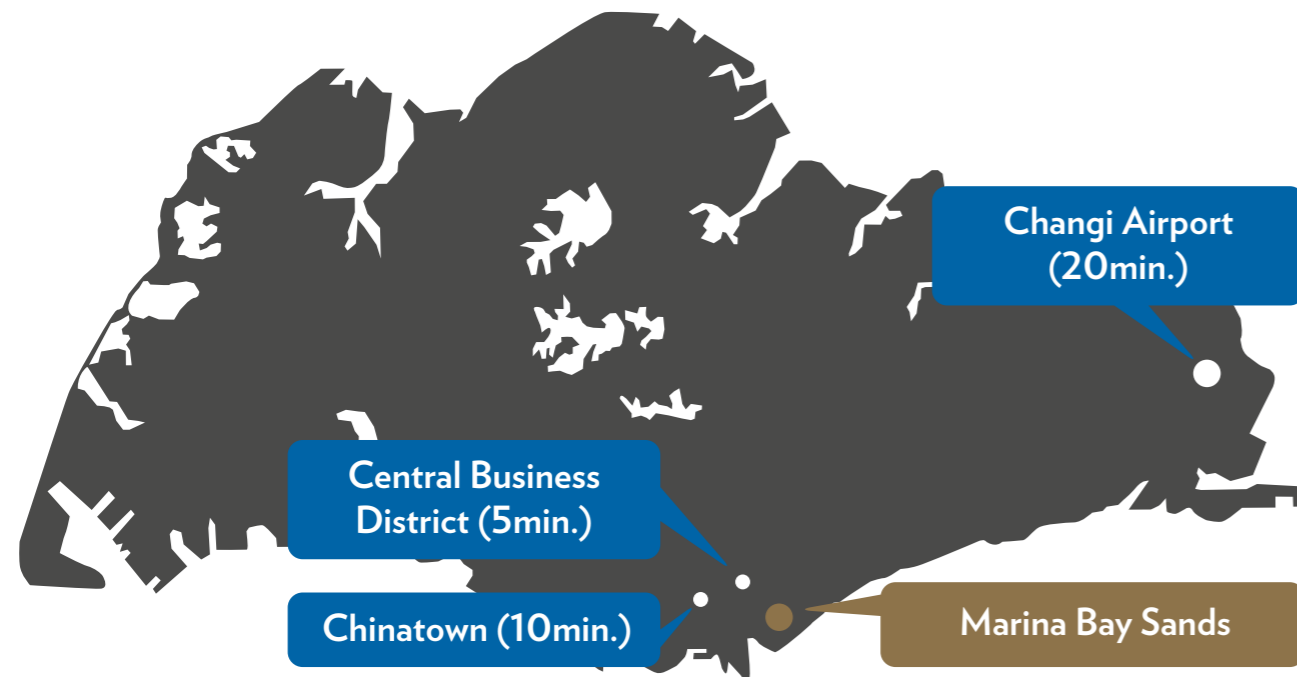


Asia's most spectacular and flexible destination for business, leisure and entertainment

One of the world's most desirable business, leisure and entertainment destinations, Marina Bay Sands® is a centrepiece in Marina Bay, Singapore.

Conceived by world-renowned architect Moshe Safdie, this spectacular integrated resort combines the Marina Bay Sands hotel with three impressive hotel towers crowned by the awe-inspiring one-hectare Sands SkyPark®, a grand event plaza on the waterfront, Sands Theatre, the cutting edge lotus-inspired ArtScience Museum®, signature shopping boutiques, award-winning restaurants, and the foremost MICE (Meetings, Incentives, Conferences and Exhibitions) facilities and multiple unique venues – all within one iconic landmark.

Located in the heart of Singapore's city centre; a mere 20-minute taxi ride from Changi Airport; and within walking distance to the Central Business District – they all add up to strategically position Marina Bay Sands as a compelling MICE venue unlike anywhere in the world.



Sands Expo and Convention Centre

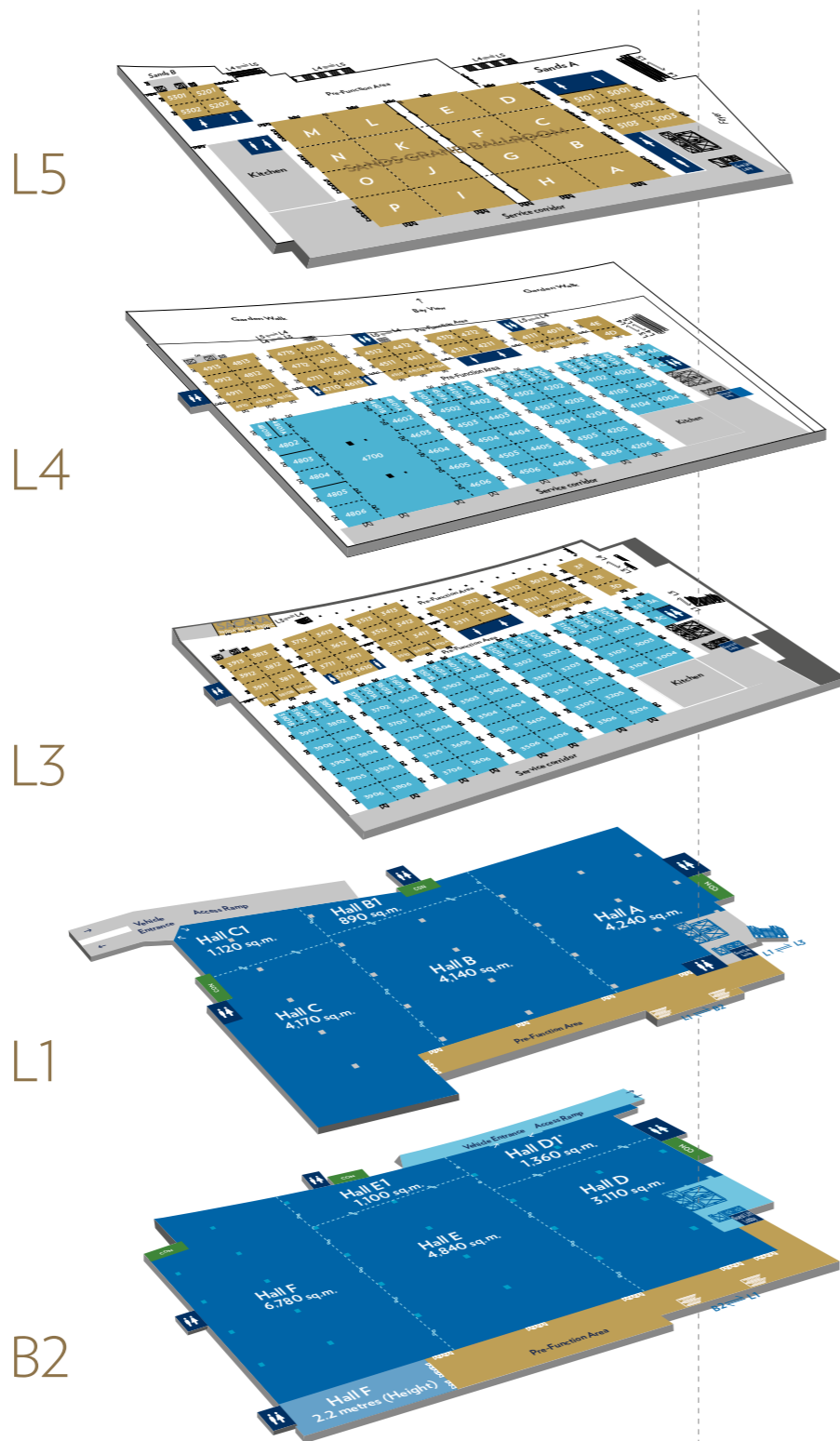


At more than 120,000 square metres, Sands Expo and Convention Centre is the largest and most versatile exhibition and meeting venue in Singapore.

Spread over 5 levels, this innovative and extensive complex is constructed to have 250 meeting rooms and the capacity for 2,000 exhibition booths, which can comfortably accommodate 45,000 delegates. Sands Expo and Convention Centre is also home to Southeast Asia's largest ballroom, which can be configured to entertain 8,000 attendees or 6,000 in a banquet.

With an upgraded Wi-Fi infrastructure at the venue, up to 40,000 devices can be connected to complimentary standard Wi-Fi at any one time.

Owned and operated by Las Vegas Sands Corp, having pioneered the MICE business in Las Vegas and one of the world's largest integrated resort developers, you can be assured that our dedicated team will deliver impeccable service that will ensure your event is a memorable occasion.



Exhibition Halls

COMPLIMENTARY STANDARD WI-FI

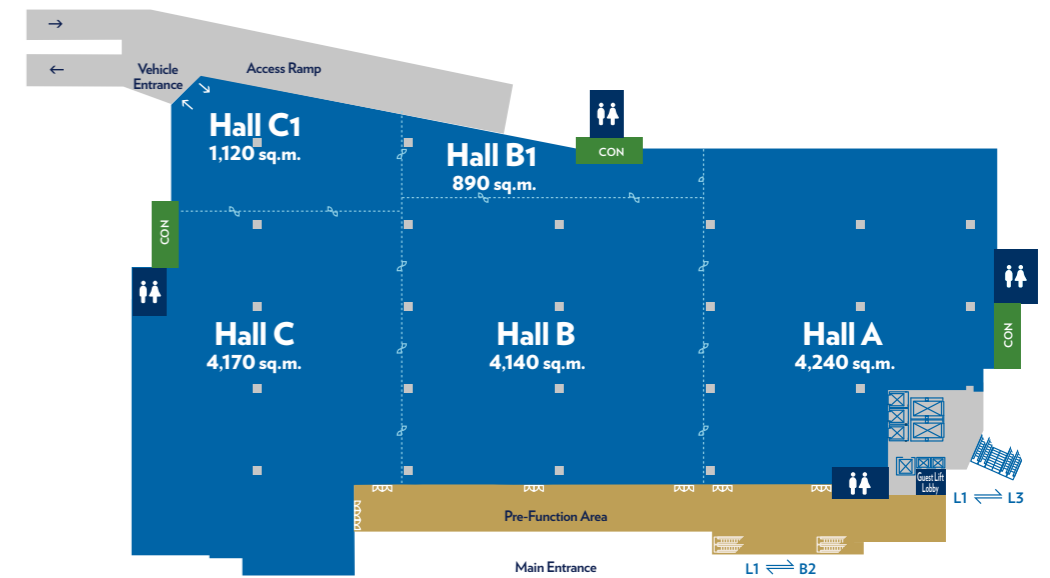
The exhibition halls on Level 1 and Basement 2 offer over 30,000 square metres of flexible exhibition space. With a ceiling height of 9.45 metres and movable walls that allow the space on each level to be sub-divided into 3 separate halls, the exhibition halls are the ideal venue for trade shows of various sizes and requirements.

Column Spacing : 33 x 18 metres
 Hall Height : 9.45 metres
 Floor Load-Bearing Capacity : 12 KN/m²

EXHIBITION HALLS ON

L1

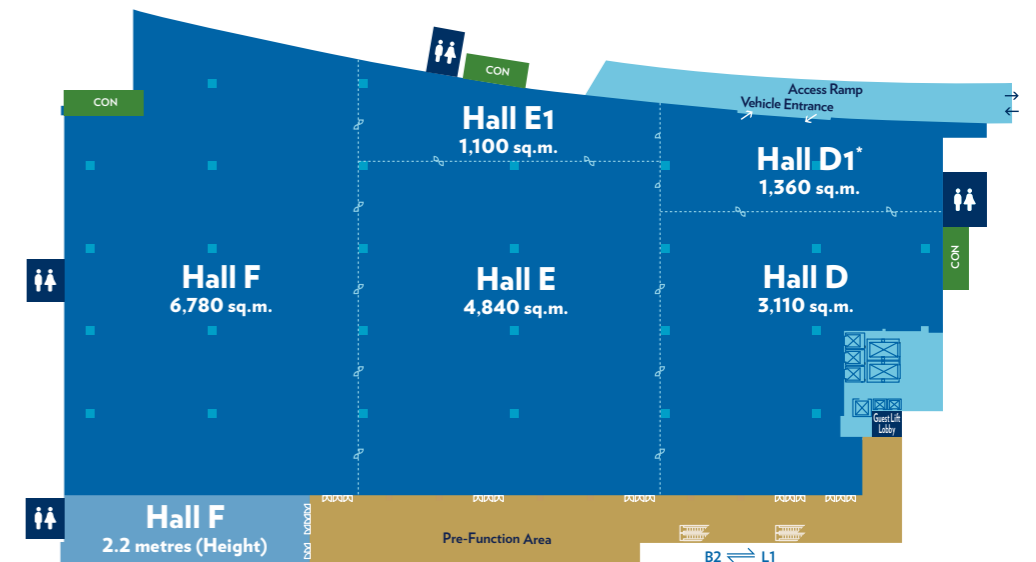
Floor Area 14,560 sq.m.



EXHIBITION HALLS ON

B2

Floor Area 17,190 sq.m.



To convert area to square feet, multiply 10.76 to the area in square metres
 Square Metres to Square Feet Conversion: 1 m² = 10.7639 ft²

*A section of this hall is 3.8 metres in height.

Room dimensions do not include space at the entrance or set-in area of the closet.
 Room capacity information is based on maximum space available.
 Allowance must be made for elaborate audio-visual equipment and production setup.

LEGEND | CON Concession Stand | Escalator | Freight Elevator | Guest Elevator | Service Elevator | Stairs | Restroom

Ballrooms

BALLROOMS ON

L3

5 ballrooms and 6 junior ballrooms on Level 3 are designed for various sizes of theatre, classroom, banquet or reception configurations. The ballrooms can be divided into 111 rooms to hold simultaneous meetings. In addition, there are 5 meeting rooms to supplement the ballrooms.

Height 6.1m

ROOM TYPE	DIMENSIONS	ROOM	SQ.M.	THEATRE	CLASSROOM (6FT TABLE)	BANQUET	RECEPTION	ROOM TYPE	DIMENSIONS	ROOM	SQ.M.	THEATRE	CLASSROOM (6FT TABLE)	BANQUET	RECEPTION	
Jasmine Ballroom	10.0m by 6.0m	1	66	72	48	50	68	Jasmine Junior	7.7m by 5.3m	1	48	66	30	40	60	
	10.0m by 12.0m	2	118	138	84	90	128		17m by 5.3m	2	104	132	66	80	120	
	10.0m by 24.0m	4	256	276	168	180	256		12.3m by 8.8m	1	110	130	84	90	126	
	12.3m by 8.8m	1	110	130	84	90	126		24.6m by 8.8m	2	224	260	168	180	252	
	24.6m by 8.8m	2	220	260	168	180	252		24.6m by 17.6m	4	448	520	336	360	504	
	24.6m by 17.6m	4	440	520	336	360	504		24.6m by 26.4m	6	672	780	504	540	756	
	24.6m by 26.4m	6	660	780	504	540	756		24.6m by 26.4m	6	672	780	504	540	756	
	24.6m by 35.2m	8	880	1040	672	720	1008		24.6m by 31.7m	9	826	978	600	660	936	
	24.6m by 44m	10	1124	1300	848	900	1260		Hibiscus Junior	8.9m by 5.3m	1	50	64	36	40	58
24.6m by 55m	14	1366	1576	1016	1080	1516	17.8m by 5.3m	2		100	128	72	80	116		
Hibiscus Ballroom	10.0m by 6.0m	1	68	72	48	50	68	12.3m by 8.8m		1	110	130	84	90	126	
	10.0m by 12.0m	2	120	138	84	90	128	24.6m by 8.8m		2	220	260	168	180	252	
	10.0m by 24.0m	4	256	276	168	180	256	24.6m by 17.6m		4	440	520	336	360	504	
	12.3m by 8.8m	1	110	130	84	90	126	24.6m by 26.4m		6	660	780	504	540	756	
	24.6m by 8.8m	2	220	260	168	180	252	(24.6m by 26.4m) + (17.8m by 5.3m)		8	776	908	576	620	872	
	24.6m by 17.6m	4	440	520	336	360	504	Heliconia Junior		7.7m by 5.3m	1	48	66	30	40	60
	24.6m by 26.4m	6	660	780	504	540	756			16.6m by 5.3m	2	104	132	66	80	120
	24.6m by 35.2m	8	880	1040	672	720	1008		12.3m by 8.8m	1	110	130	84	90	126	
	24.6m by 44m	10	1100	1300	848	900	1260		24.6m by 8.8m	2	224	260	168	180	252	
24.6m by 55m	14	1366	1576	1016	1080	1516	24.6m by 17.6m		4	448	520	336	360	504		
Heliconia Ballroom	10.0m by 6.0m	1	68	72	48	50	68		24.6m by 26.4m	6	672	780	504	540	756	
	10.0m by 12.0m	2	120	138	84	90	128		24.6m by 31.7m	9	824	978	600	660	936	
	10.0m by 24m	4	256	276	168	180	256		Cassia Junior	12.3m by 8.8m	1	110	130	84	90	126
	12.3m by 8.8m	1	110	130	84	90	126			24.6m by 8.8m	2	224	260	168	180	252
	24.6m by 8.8m	2	220	260	168	180	252	24.6m by 17.6m		4	448	520	336	360	504	
	24.6m by 17.6m	4	440	520	336	360	504	24.6m by 26.4m		6	672	780	504	540	756	
	24.6m by 26.4m	6	660	780	504	540	756	Begonia Junior		8.0m by 5.3m	1	46	66	30	40	60
	24.6m by 35.2m	8	880	1040	672	720	1008			16.6m by 5.3m	2	103	132	66	80	120
	24.6m by 44m	10	1100	1300	848	900	1260			12.3m by 8.8m	1	110	130	84	90	126
24.6m by 55m	14	1366	1576	1016	1080	1516	24.6m by 8.8m			2	224	260	168	180	252	
Cassia Ballroom	10.0m by 6.0m	1	68	72	48	50	68			24.6m by 17.6m	4	448	520	336	360	504
	10.0m by 12.0m	2	120	138	84	90	128		24.6m by 22.9m	7	599	718	432	480	684	
	10.0m by 24m	4	256	276	168	180	256		Angsana Junior	12.3m by 5.3m	1	70	96	60	80	100
	12.3m by 8.8m	1	110	130	84	90	126			12.3m by 14.1m	2	183	192	120	160	200
	24.6m by 8.8m	2	220	260	168	180	252			12.3m by 23.8m	3	305	288	180	240	300
	24.6m by 17.6m	4	440	520	336	360	504	L3 (PRE-FUNCTION AREA)			AREA					
	24.6m by 26.4m	6	660	780	504	540	756	Meeting room foyer one (Angsana and Begonia)			580 sqm					
	24.6m by 35.2m	8	880	1040	672	720	1008	Meeting room foyer two (Cassia and Heliconia)			820 sqm					
	24.6m by 44m	10	1100	1300	848	900	1260	Meeting room foyer three (Hibiscus and Jasmine)			650 sqm					
24.6m by 55m	14	1366	1576	1016	1080	1516										
Begonia Ballroom	10.0m by 6.0m	1	68	72	48	50	68									
	10.0m by 12m	2	124	138	84	90	128									
	10.0m by 24m	4	248	276	168	180	256									
	12.3m by 8.8m	1	110	130	84	90	126									
	24.6m by 8.8m	2	224	260	168	180	252									
	24.6m by 17.6m	4	448	520	336	360	504									
Angsana	8.2m by 5.8m	1	50	66	30	40	60									
	8.2m by 12m	2	106	132	60	80	120									
	Saraca	8.2m by 7.4m	1	73	80	45	36	72								
		17.1m by 7.4m	2	144	160	90	72	144								
		Saraca	25.6m by 7.4m	3	217	240	135	108	216							



Room dimensions do not include space at the entrance or set-in area of the closet.
Room capacity information is based on maximum space available.
Allowance must be made for elaborate audio-visual equipment and production setup.

LEGEND | Escalator | Freight Elevator | Guest Elevator | Service Elevator | Stairs | Restroom

Ballrooms

COMPLIMENTARY STANDARD WI-FI

BALLROOMS ON



4 ballrooms and 6 junior ballrooms on Level 4 are designed to be easily adapted for theatre, classroom, banquet or reception configurations in a wide range of sizes and capacities. The ballrooms can be divided into 91 rooms to hold simultaneous meetings.

Height 6.1m

ROOM TYPE	DIMENSIONS	ROOM	SQ.M.	THEATRE	CLASSROOM (6FT TABLE)	BANQUET	RECEPTION	ROOM TYPE	DIMENSIONS	ROOM	SQ.M.	THEATRE	CLASSROOM (6FT TABLE)	BANQUET	RECEPTION	
Roselle-Simpdor 4601A - 4606	8.9m by 6.2m	1	55	72	48	50	68	Simpdor Junior	9.2m by 5.3m	1	57	66	36	40	60	
	8.9m by 12.4m	2	110	138	84	90	128		18.4m by 5.3m	2	115	132	66	80	120	
	12.4m by 8.8m	1	109	130	84	90	126		12.3m by 8.8m	1	110	130	84	90	126	
	12.4m by 17.6m	2	218	260	168	180	252		24.6m by 8.8m	2	224	260	168	180	252	
	12.4m by 35.2m	4	437	520	336	360	504		24.6m by 17.6m	4	448	520	336	360	504	
	12.4m by 44.0m	5	546	650	420	450	630		24.6m by 26.4m	6	672	780	504	540	759	
	12.4m by 52.9m	7	656	788	504	540	758		24.6m by 32m	9	844	978	600	660	939	
Roselle-Simpdor 4801A - 4806	8.9m by 6.2m	1	55	72	48	50	68	Roselle Junior	8.4m by 5.4m	1	48	66	36	40	58	
	8.9m by 12.4m	2	110	138	84	90	128		17m by 5.4m	2	100	132	72	80	116	
	12.4m by 8.8m	1	109	130	84	90	126		12.3m by 8.8m	1	110	130	84	90	126	
	12.4m by 17.6m	2	218	260	168	180	252		24.6m by 8.8m	2	224	260	168	180	252	
	12.4m by 35.2m	4	437	520	336	360	504		24.6m by 17.6m	4	448	540	336	360	504	
	12.4m by 44.0m	5	546	650	420	450	630		24.6m by 26.4m	6	672	780	504	540	759	
	12.4m by 52.9m	7	656	788	504	540	758		24.6m by 32m	8	772	912	576	620	875	
Roselle-Simpdor 4700	32.8m by 54.2m	1	1778	1976	1254	1100	2000	Peony Junior	9.2m by 5.3m	1	59	66	36	40	60	
Roselle-Simpdor 4601A - 4700	45.3m by 54.2m	8	2455	2250	1500	1500	2625		18.4m by 5.3m	2	115	132	66	80	120	
									12.3m by 8.8m	1	110	130	84	90	126	
									24.6m by 8.8m	2	224	260	168	180	252	
									24.6m by 17.6m	4	448	520	336	360	504	
									24.6m by 26.4m	6	672	780	504	540	759	
									24.6m by 32m	8	844	978	600	660	939	
								24.6m by 44m	10	1100	1300	840	900	1260		
Roselle-Simpdor 4700 - 4806	45.3m by 54.2m	8	2455	2250	1500	1500	2625	Orchid Junior	12.3m by 8.8m	1	110	130	84	90	126	
									24.6m by 8.8m	2	224	260	168	180	252	
									24.6m by 17.6m	4	448	520	336	360	504	
									24.6m by 26.4m	6	672	780	504	540	759	
									24.6m by 35.2m	8	880	1040	672	720	1008	
									24.6m by 44m	10	1100	1300	840	900	1260	
									24.6m by 55m	14	1366	1576	1008	1080	1516	
Peony Ballroom	10.0m by 6.0m	1	68	72	48	50	68	Melati Junior	8.1m by 5.3m	1	46	66	36	40	60	
	10.0m by 12.2m	2	128	138	84	90	128		16.8m by 5.3m	2	101	132	66	80	120	
	10.0m by 24.4m	4	256	276	168	180	256		12.3m by 8.8m	1	108	130	84	90	126	
	12.3m by 8.8m	1	110	130	84	90	126		24.6m by 8.8m	2	220	260	168	180	252	
	24.6m by 8.8m	2	220	260	168	180	252		24.6m by 14m	5	374	458	264	300	432	
	24.6m by 17.6m	4	440	520	336	360	504		Lotus Junior	12.4m by 5.5m	1	68	96	60	80	100
	24.6m by 26.4m	6	660	780	504	540	759			12.4m by 14.3m	2	185	192	120	160	200
	24.6m by 35.2m	8	880	1040	672	720	1008	L4 (PRE-FUNCTION AREA)			AREA					
	24.6m by 44m	10	1100	1300	840	900	1260	Meeting room foyer one (Lotus and Melati)			490 sqm					
	24.6m by 55m	14	1366	1576	1008	1080	1516	Meeting room foyer two (Orchid and Peony)			480 sqm					
	Orchid Ballroom	10.0m by 6.0m	1	68	72	48	50	68	Meeting room foyer three (Roselle and Simpдор)			590 sqm				
		10.0m by 12.2m	2	128	138	84	90	128	L4 (GARDEN WALK)			AREA				
		10.0m by 24.4m	4	256	276	168	180	256	Garden Walk 1			550 sqm				
		12.3m by 8.8m	1	110	130	84	90	126	Garden Walk 2			490 sqm				
24.6m by 8.8m		2	220	260	168	180	252	Garden Walk 3			560 sqm					
24.6m by 17.6m		4	440	520	336	360	504									
24.6m by 26.4m		6	660	780	504	540	759									
24.6m by 35.2m		8	880	1040	672	720	1008									
24.6m by 44m		10	1100	1300	840	900	1260									
24.6m by 55m		14	1366	1576	1008	1080	1516									
Melati Ballroom	10.0m by 6.0m	1	68	72	48	50	68									
	10.0m by 12.2m	2	127	138	84	90	128									
	10.0m by 24.4m	1	254	276	168	180	256									
	12.3m by 8.8m	1	110	130	84	90	126									
	24.6m by 8.8m	2	224	260	168	180	252									
	24.6m by 17.6m	4	448	520	336	360	504									
	24.6m by 26.4m	6	672	780	504	540	759									
Lotus	8.8m by 6.0m	1	55	66	30	40	60									
	8.8m by 12m	2	114	132	60	80	120									

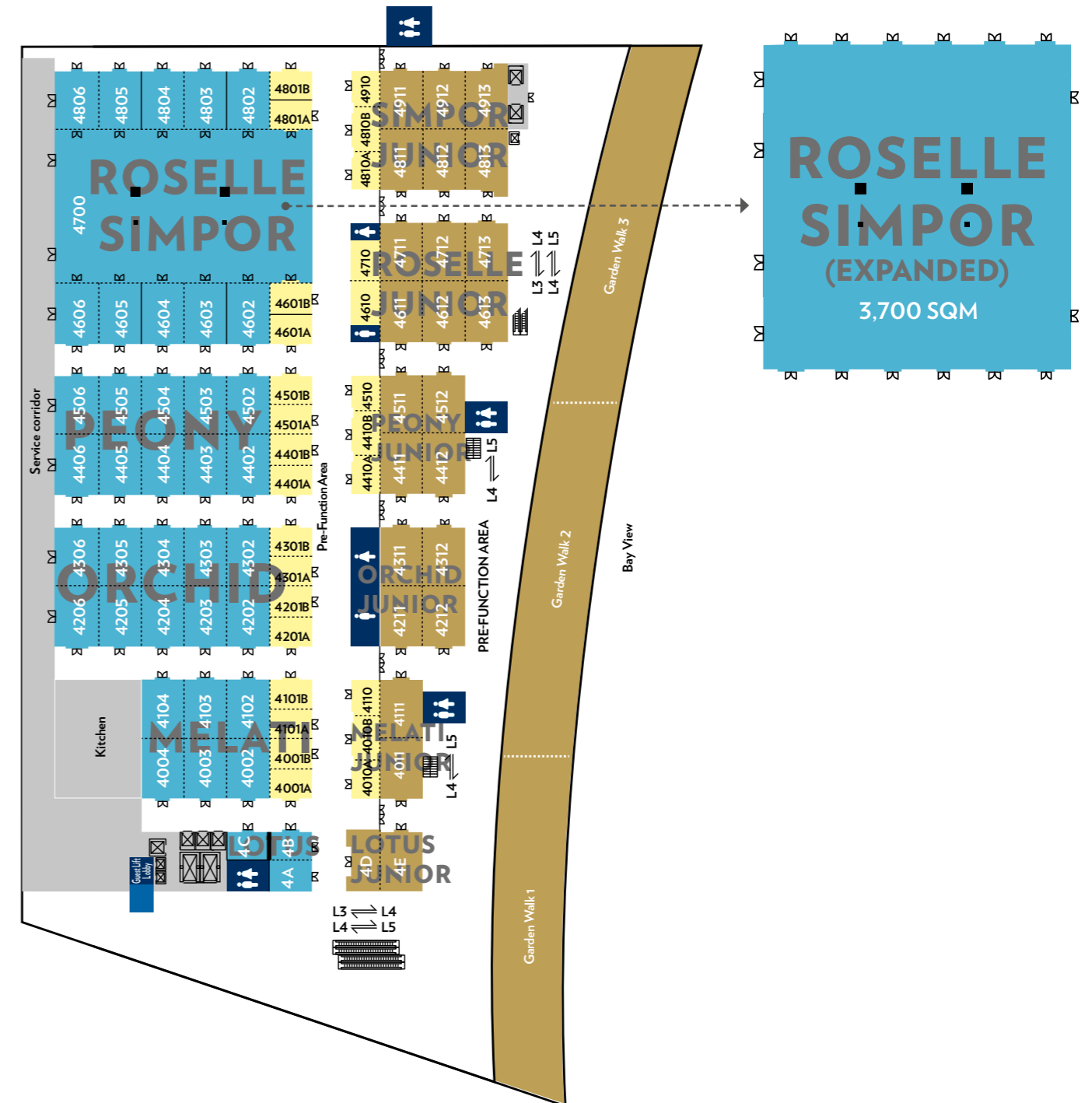
To convert area to square feet, multiply 10.76 to the area in square metres
 Square Metres to Square Feet Conversion: 1 m² = 10.7639 ft²

Room dimensions do not include space at the entrance or set-in area of the closet.
 Room capacity information is based on maximum space available.
 Allowance must be made for elaborate audio-visual equipment and production setup.

ROSELLE-SIMPOR (EXPANDED)

ROOM TYPE	DIMENSIONS	ROOM	SQ.M.	THEATRE	CLASSROOM (6FT TABLE)	BANQUET	RECEPTION
Roselle-Simpdor Ballroom	58.0m by 54.2m	15	3145	3000	2000	2000	3500

Spanning more than 3,700 square metres, the Roselle-Simpdor Ballroom is now the second largest ballroom at Sands Expo after Sands Grand Ballroom on Level 5.



Room dimensions do not include space at the entrance or set-in area of the closet.
 Room capacity information is based on maximum space available.
 Allowance must be made for elaborate audio-visual equipment and production setup.

LEGEND | Escalator | Freight Elevator | Guest Elevator | Service Elevator | Stairs | Restroom

Sands Grand Ballrooms

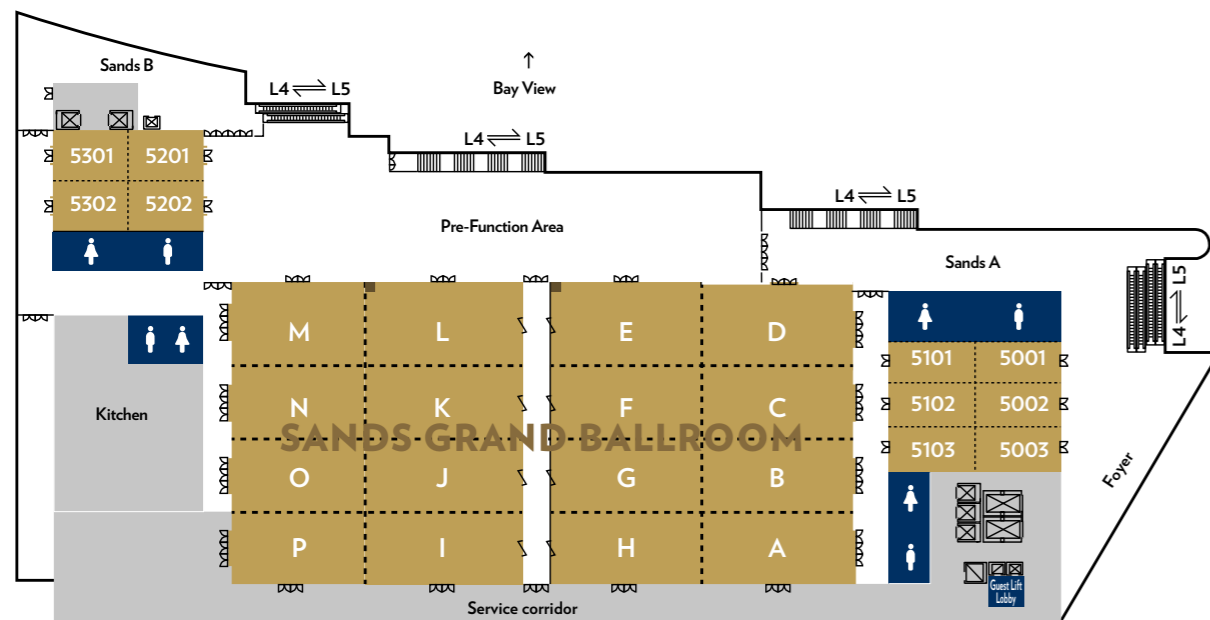
COMPLIMENTARY STANDARD WI-FI

BALLROOMS ON

L5

Sands Grand Ballroom on Level 5 is the perfect venue for large and lavish events. The space can be configured into 16 rooms to hold simultaneous meetings. In addition, there are 2 more ballrooms to supplement Sands Grand Ballroom.


ROOM TYPE	DIMENSIONS	ROOM	SQ.M.	THEATRE	CLASSROOM (6FT TABLE)	BANQUET	RECEPTION
Sands Grand Ballroom	26.9m by 12.9m	1	347	430	265	320	410
	26.9m by 25.8m	2	694	860	530	640	820
	26.9m by 51.1m	4	1375	1720	1060	1280	1630
	53.3m by 53.8m	8	2868	3450	2140	2580	3260
	84.1m by 53.3m	12	4482	5610	3440	3980	5200
	109.2m by 53.3m	16	5820	7000	4400	5000	6700
Sands A	13.8m by 7.5m	1	104	138	84	100	132
	13.8m by 15m	2	208	277	170	210	263
	27.6m by 15m	4	417	560	347	420	535
	41.4m by 22.5m	6	626	844	522	630	800
Sands B	12.3m by 8.8m	1	108	130	80	90	126
	12.3m by 18m	2	221	266	165	200	253
	24.6m by 18m	4	442	544	335	400	515
Pre-function Area	(65.6 x 17.3 + 38.7 x 26.3)		2160	4000	1450	1000	2525



Room dimensions do not include space at the entrance or set-in area of the closet.
Room capacity information is based on maximum space available.
Allowance must be made for elaborate audio-visual equipment and production setup.

LEGEND Escalator Freight Elevator Guest Elevator Service Elevator Stairs Restroom

ROOM TYPE	ROOM NO.	DIMENSIONS	SQ.M.	THEATRE	CLASSROOM	BANQUET (6FT TABLE)	RECEPTION
Extended Sands Grand Ballroom	Total Extended	(106.0m by 50.0m) + (65.6x17.3 + 38.7x26.3)	7672	8000	5850	6000	9225



To convert area to square feet, multiply 10.76 to the area in square metres
Square Metres to Square Feet Conversion: 1 m² = 10.7639 ft²

Room dimensions do not include space at the entrance or set-in area of the closet.
Room capacity information is based on maximum space available.
Allowance must be made for elaborate audio-visual equipment and production setup.

LEGEND Escalator Freight Elevator Guest Elevator Service Elevator Stairs Restroom

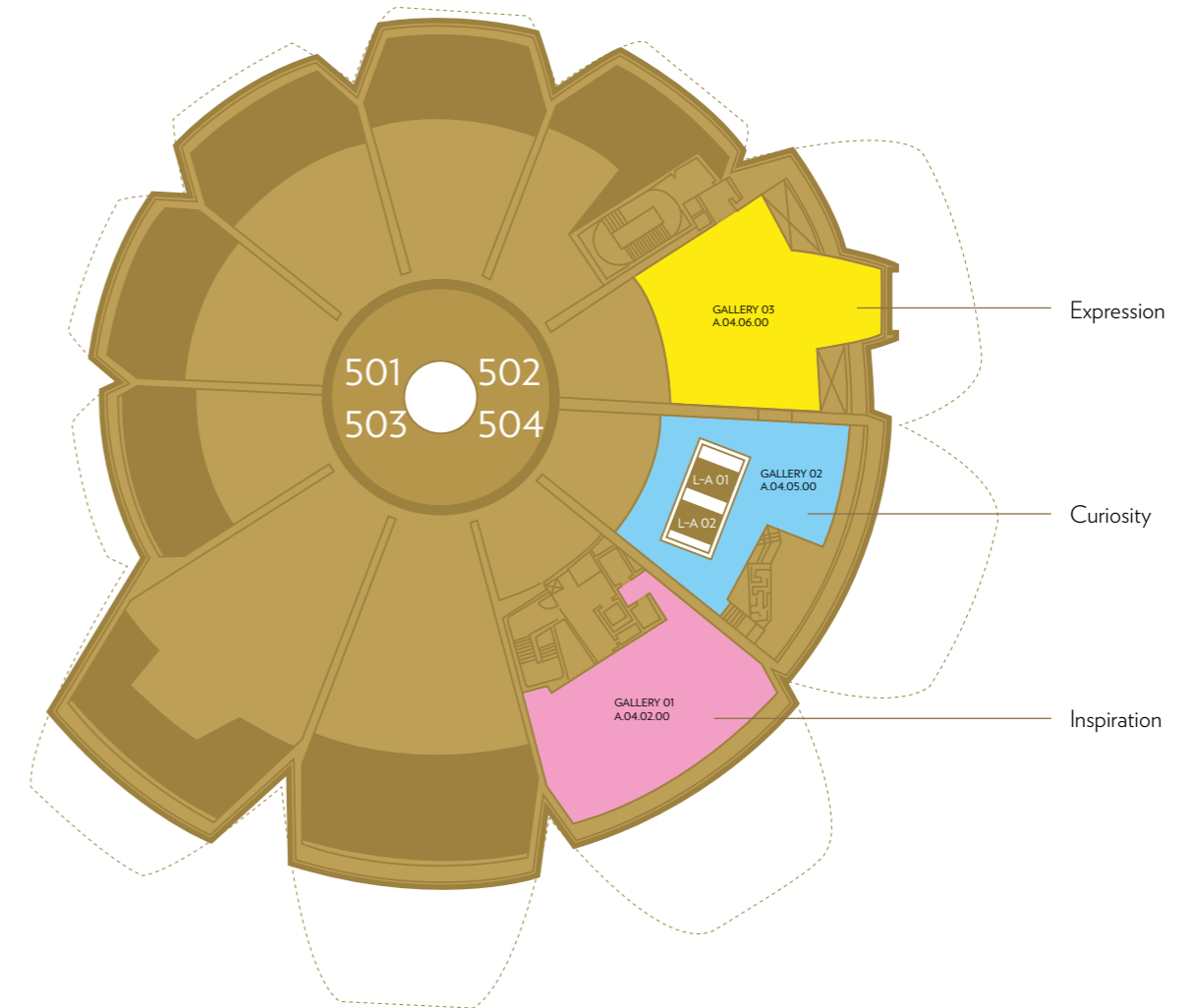


ArtScience Museum – Unique Venue

UPPER GALLERIES

L4

The lotus-shaped ArtScience Museum at Marina Bay Sands is the premier museum destination in Singapore for major international travelling exhibitions from the most renowned collections in the world. With almost 50,000 square metres of gallery space, the Museum features a permanent exhibition in the field of ArtScience, as well as visiting marquee exhibitions that exemplify Art and Science.



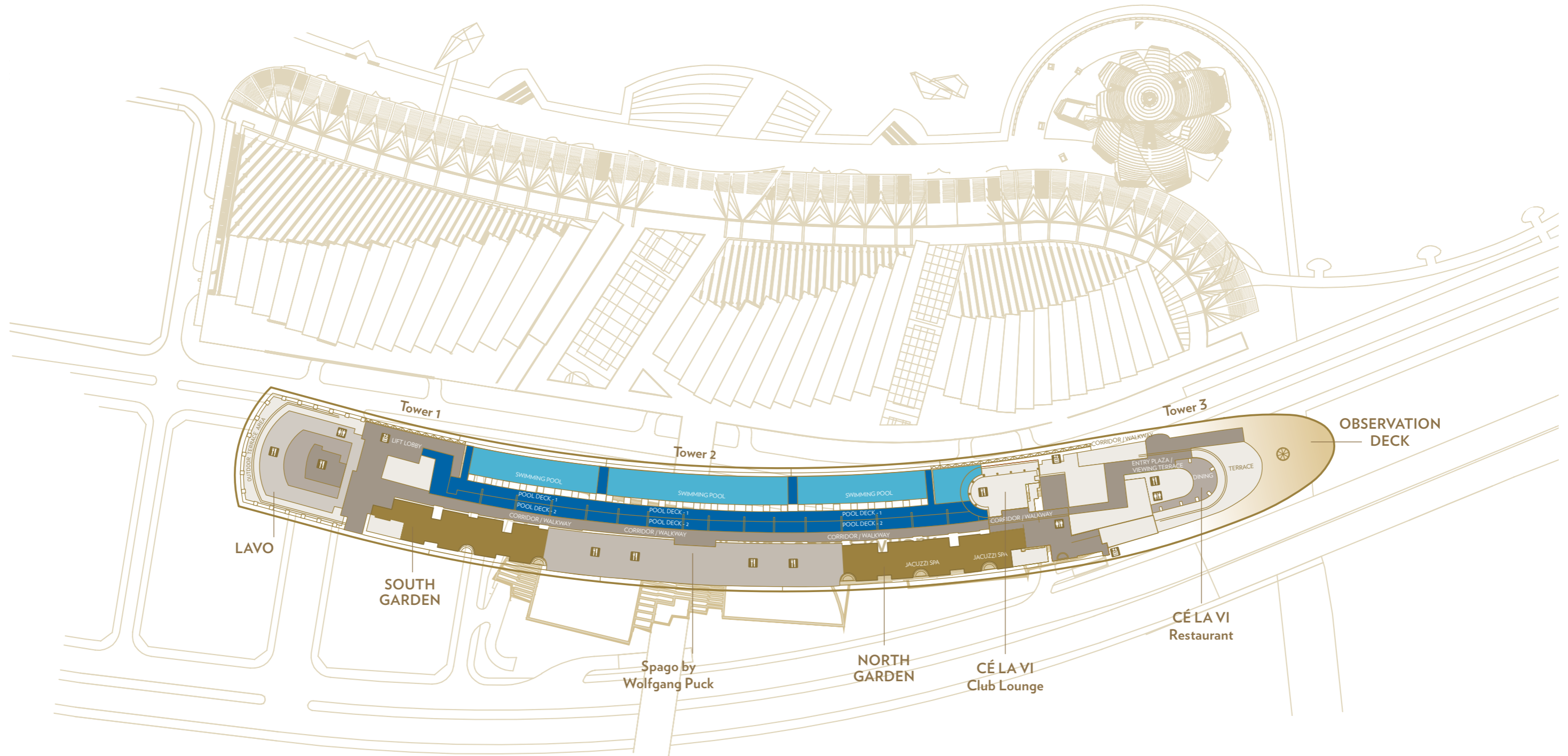
VENUES	AREA	MAX NO. OF GUESTS (STANDING COCKTAIL ONLY)
Whole Museum	6800 sq.m.	1200
Level 4	600 sq.m.	300
Level 1	1000 sq.m.	400
Basement 2 (Including Gallery Space)	4000 sq.m.	500
Conference Room	100 sq.m.	60

To convert area to square feet, multiply 10.76 to the area in square metres
Square Metres to Square Feet Conversion: 1 m² = 10.7639 ft²

Room dimensions do not include space at the entrance or set-in area of the closet.
 Room capacity information is based on maximum space available.
 Allowance must be made for elaborate audio-visual equipment and production setup.

Sands SkyPark – Unique Venue

Perched 200 metres in the air, Sands SkyPark® crowns the hotel towers of Marina Bay Sands. A tropical oasis of lush gardens, superb restaurants and featuring the world's largest and highest outdoor infinity pool, Sands SkyPark provides an unrivalled 360-degree view of the city and Marina Bay. At night, it is the perfect setting for an indulgent meal, or a relaxing drink under the stars.



To convert area to square feet, multiply 10.76 to the area in square metres
 Square Metres to Square Feet Conversion: 1 m² = 10.7639 ft²

Room dimensions do not include space at the entrance or set-in area of the closet.
 Room capacity information is based on maximum space available.
 Allowance must be made for elaborate audio-visual equipment and production setup.

LEGEND | Escalator | Freight Elevator | Guest Elevator | Service Elevator | Stairs | Restroom

SOUTH GARDEN

Total Floor Area: 325 sq.m.
 Capacity: 150
 (Standing cocktail only)


NORTH GARDEN

Total Floor Area: 450 sq.m.
 Capacity: 250
 (Standing cocktail only)

OBSERVATION DECK

Total Floor Area: 865 sq.m.
 Capacity: 500
 (Standing cocktail only)

SOME EVENTS HOSTED AT OUR VENUES



We are a Sustainable Certified Venue and Operator

Third-party certification is important to us as it provides our guests the confidence that Marina Bay Sands meets international standards of sustainable design, construction and operations.



ISO20121 Sustainable Events Management System Certification



Building and Construction Authority (BCA) Green Mark Platinum



GMIC Certification from The Green Meeting Industry



EarthCheck Bronze Benchmarked and Silver Certified

EARTHCHECK



APEX/ASTM Venue Level One certification



MICE Sustainability Certification by SACEOS

Recent Awards & Accolades:

Best Convention & Exhibition Centre, TTG Travel Awards, 2018 & 2017

Exception Achievement Award 2018, Singapore Tourism Board

Asia Leading Fully Integrated Resort 2018, World Travel Awards 2018

ASEAN Green Hotel Standards, 2018 - 2020

ASEAN MICE Venue Standards, 2018 - 2020

Singapore Green Hotel Award, Singapore Hotel Association, 2017 - 2018

Business Event Venue of the Year, Singapore Tourism Awards, 2015 - 2017

Pacific Asia Travel Association Grand Award Winner, 2016

Best City Hotel for Business Events & Best Venue Team in Asia Pacific, CEI Asia Reader's Choice Awards, 2016

UFI Sustainable Development Award, UFI, the Global Association of the Exhibition Industry, 2015

Singapore Sustainability Awards, Singapore Business Federation, 2015

IMEX Green Supplier Award, IMEX Green Awards, 2015



Marina Bay Sands Pte Ltd
Sales Department

10 Bayfront Avenue Singapore 018956
Tel: +65 6688 3000 | Fax: +65 6688 3014
Sales@MarinaBaySands.com | MarinaBaySands.com

For Weddings and Dinner and Dances, please contact:
Tel: +65 6688 3133
Celebrations@MarinaBaySands.com